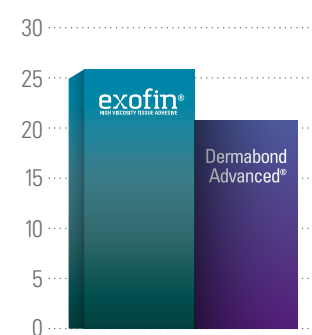


COMPARISON

Comparison with Dermabond®

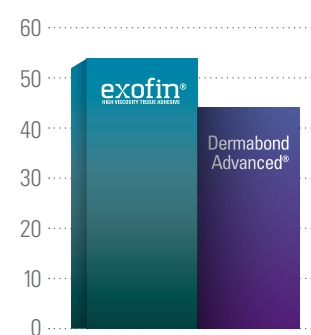
THE BAR HAS BEEN PERMANENTLY RAISED AND THE COMPETITION DIDN'T MAKE IT.

Tensile Strength



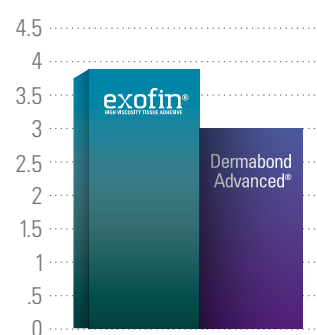
ASTM F2258-05*
Measurement = PSI

Lap Shear



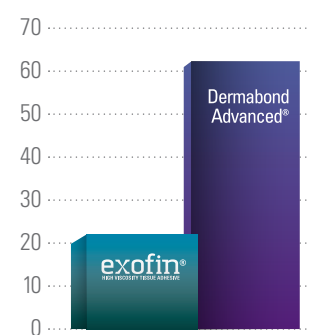
ASTM F2255-05*
Measurement = PSI

Wound Closure



ASTM F2458-05*
Measurement = Pounds Force

Average Cure Speed



Tack Free Time*
Measurement = In seconds

*Data on file

DIRECTIONS

Directions for Use



2

1 The incision or trauma site must be clean and dry before applying adhesive. Ensure that the wound edges are easily approximated.

2 Screw the Applicator Tip onto the threaded tube in a clockwise direction until the applicator is tight and seated on the tube. The applicator will puncture the foil membrane on the tube once seated and adhesive will be allowed to flow.



3

3 While holding the tube upright and away from the patient, gently squeeze the tube from the bottom, moving the adhesive upward until it becomes visible through the applicator device.



4

4 While approximating skin edges, apply adhesive to the wound site by squeezing the aluminum tube gently and continuously in a back and forth motion while spreading over wound site.

5 Continue to hold the wound edges in approximation until the adhesive becomes tacky. Typically less than 20 seconds. A smooth and even coat of adhesive is desirable.



5

6 Once adhesive has completely polymerized (non-tacky) you may cover the site with a secondary bandage. If a secondary bandage is used, DO NOT apply to the adhesive area until it is completely tack free. Applying while tacky may result in adhesive removal when removing secondary bandage and possibly dehiscence of the wound site.

7 Discard adhesive device according to normal protocol after use.



SourceMark LLC

302 Innovation Drive, Suite 410

Franklin, TN 37067

866-528-7001

customerservice@sourcemarkusa.com

www.sourcemarkmedical.com



CHEMENCE
MEDICAL

Chemence Medical, Inc.
chemencemedical.com


THE GRAND FINALE IN WOUND CLOSURE



THE FUTURE IS HERE

exofin®
HIGH VISCOSITY TISSUE ADHESIVE

Exofin® High Viscosity Tissue Adhesive



[exo·fin] **exo-** “Outer, outside, exterior, exoskeleton”
-fin “Finished, completed, finality”

After spending more than two years observing and talking to healthcare professionals throughout all departments of hospitals across America, it became clear that no single topical adhesive had all of the attributes that mattered most. Chemence Medical has combined your feedback with the very best R&D department in the USA and created a topical skin adhesive that delivers on all of the requirements you asked for. We are excited to introduce the next generation of topical skin adhesive, Exofin® High Viscosity Tissue Adhesive.



JEFF ROBERSON
President, Chemence Medical, Inc.

The Exofin® Advantage

YOU SPOKE, WE LISTENED.



FAST

- Fastest polymerizing 2-octyl topical adhesive on the market today*
- So fast, you can actually see the glue “dry” before your eyes
- Average set times are less than 30 seconds



STRONG

- 2-Octyl formulation is proven to be the strongest and most flexible adhesive available**
- Provides a microbial barrier creating a protective barrier against clinically relevant pathogens, including MRSA†
- Added flexibility allows the adhesive to remain intact for 7 - 10 days
- The high viscosity formulation (highest in the industry*) is intended to reduce the risk of adhesive migration away from the wound site



INNOVATIVE

- Soft and Flexible
Applicator glides across uneven surfaces while the soft bristles ensure the adhesive creates a solid seal on skin
- Transparent Tip allows user to see the adhesive prior to expression, therefore eliminating the “surprise” of too much glue being dispensed all at once



EASY TO USE

- Simple Concept: Screw on applicator tip and begin to express adhesive
- Apply as much or as little adhesive as needed. Apply a single coat or multiple coats. It's all at the discretion of the Provider. No matter how it is applied, you will get the same great results each and every time!



VALUE

- 1ml tube fill offers users the highest volume per device available on the market today
- 25% more adhesive than the largest tissue adhesive available
- 43% more adhesive than Dermabond Advanced®
- 150% more than Dermabond® Mini or Skin Affix®
- Decreases unit volume, thus adding cost savings per procedure

THE ONLY TOPICAL SKIN ADHESIVE THAT CHECKS ALL THE BOXES.

Brand Name	Liquiband®	SwiftSet®	SurgiSeal®	SurgiSeal® Twist	Skin Affix®	Liquiband® Octyl	McKesson Liquiband® Exceed	Dermabond Advanced®	Dermabond® Mini	Exofin®
FDA 510k Name	Liquiband Flow Control	Liquiband Flow Control	SurgiSeal	SurgiSeal Stylus	Barle Tissue Adhesive 2	Barle Tissue Adhesive 2	Barle Tissue Adhesive 2	Dermabond NX	Dermabond NX	Exofin HV Tissue Adhesive
Premarket Submission #	K122446	K122446	K082993	K130474	K132243	K132243	K132243	K100423	K100423	K152476
Manufacturer	Advanced Medical Solutions	Advanced Medical Solutions	Adhezion Biomedical	Adhezion Biomedical	Advanced Medical Solutions	Advanced Medical Solutions	Advanced Medical Solutions	Ethicon, Inc.	Ethicon, Inc.	Chemence Medical, Inc.
Distributor	Cardinal Healthcare	Covidien Ltd	Medline Industries	Medline Industries	Medline Industries	Cardinal Healthcare	McKesson	Ethicon, Inc.	Ethicon, Inc.	Chemence Medical, Inc.
Distributed by Manufacturer	—	—	—	—	—	—	—	✓	✓	✓
Composition/Active Monomer	n-butyl	n-butyl	2-Octyl	2-Octyl	2-Octyl	2-Octyl	2-Octyl	2-Octyl	2-Octyl	2-Octyl
Size (Fill)	.7ml	.8ml	.36ml	.5ml	.4ml	.8ml	.8ml	.7ml	.4ml	1.0ml
Viscosity**	~ 5 cPs	~ 5 cPs	~ 13 cPS	~ 13cPs	~ 59 cPs	~ 59 cPs	~ 59 cPs	~ 266 cPs	~ 266 cPs	~ 450 cPs
Polymerization Time < 1 Min**	✓	✓	—	—	—	—	—	—	—	✓
Flexible on Skin	—	—	✓	✓	✓	✓	✓	✓	✓	✓
Waterproof	*	*	✓	✓	✓	✓	✓	✓	✓	✓
Microbial Barrier	*	*	✓	✓	✓	✓	✓	✓	✓	✓
Transparent Applicator	—	—	—	—	—	—	—	✓	✓	✓
Flexible Applicator Tip	—	—	—	—	—	—	—	—	—	✓

* n-butyl monomer is prone to crack and break on skin thus compromising waterproof and microbial barrier
** Data on file

Sources: *Data on file ** Singer AJ, et al. Comparison of wound-bursting strengths and surface characteristics of FDA-approved tissue adhesive for skin closure. J Adhes Sci Technol. 2004; 18:10-27† Data on file: Exofin® was tested in vitro to demonstrate that it acts as a barrier to clinically relevant organisms including Methicillin Resistant S. aureus (MRSA), E. coli, P. aeruginosa, S. epidermidis and Aspergillus brasiliensis.

